



IGBT Modules

V_{CES}	1200V
I_C	75A

Applications

Motor Drivers
AC and DC Servo Drive Amplifier
UPS (Uninterruptible Power Supplies)

Features

Low switching losses
Low $V_{CE(sat)}$ with positive temperature coefficient
Including fast & soft recovery anti-parallel FWD
Low inductance case
High short circuit capability(8us)
Maximum junction temperature 175

IGBT- inverter





Diode-inverter
Absolute Maximum Ratings

Parameter



IGBT-brake-chopper
Absolute Maximum Ratings

Parameter	Symbol	Conditions	Value	Unit
Collector-Emitter Voltage	V_{CES}	$V_{GE}=0V, I_C=1mA, T_{vj}=25$	1200	V
Continuous Collector Current	I_C	$T_C=100 \quad T_{vjmax} \quad 175$	50	A
Repetitive Peak Collector Current	I_{CRM}			



Diode-rectifier


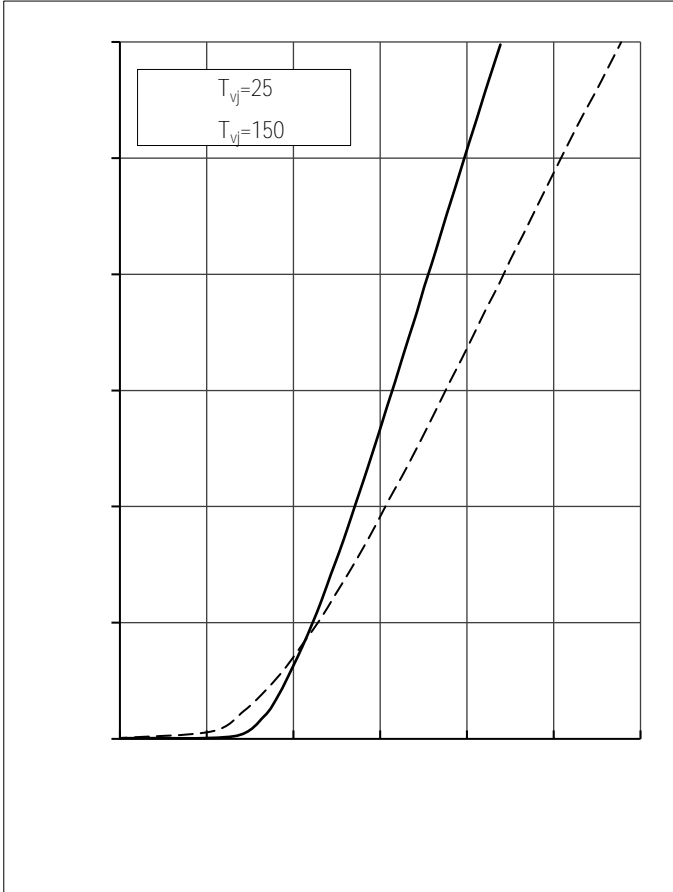


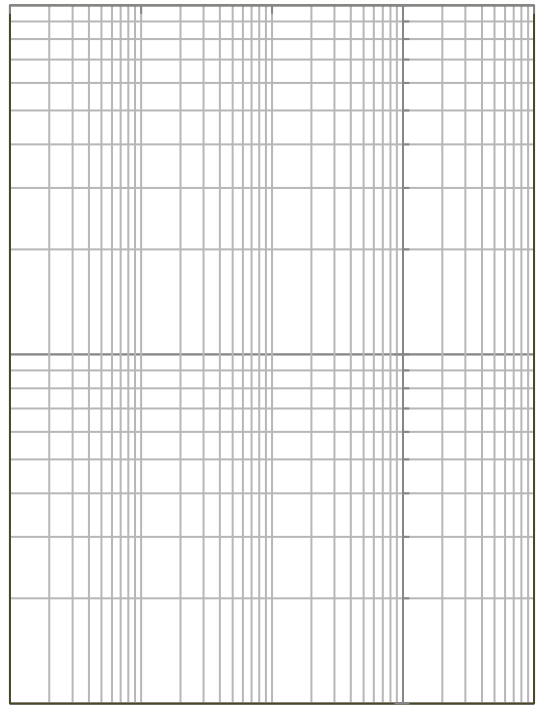
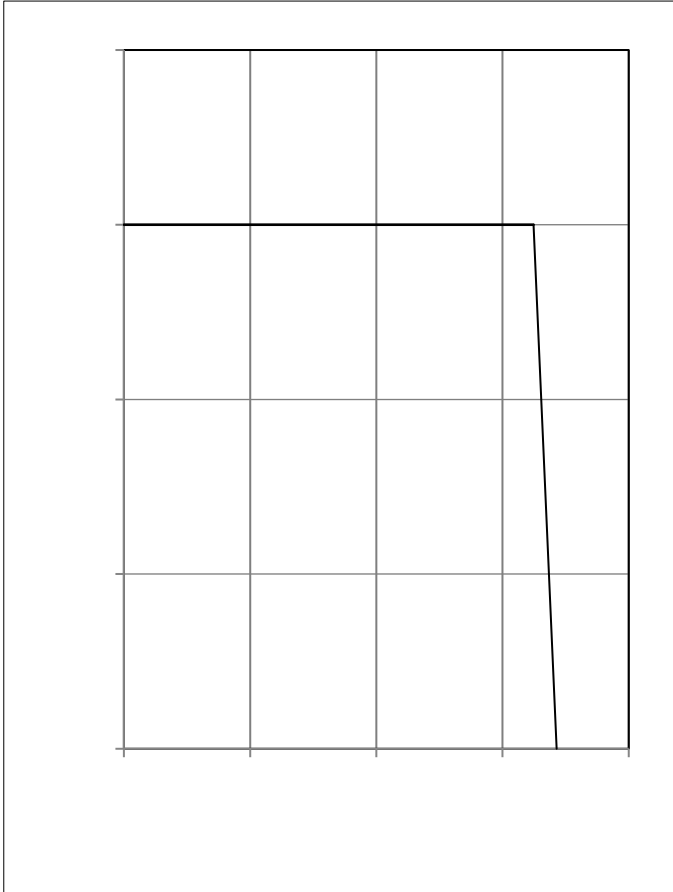
Module Characteristics

T_c=25° C unless otherwise specified

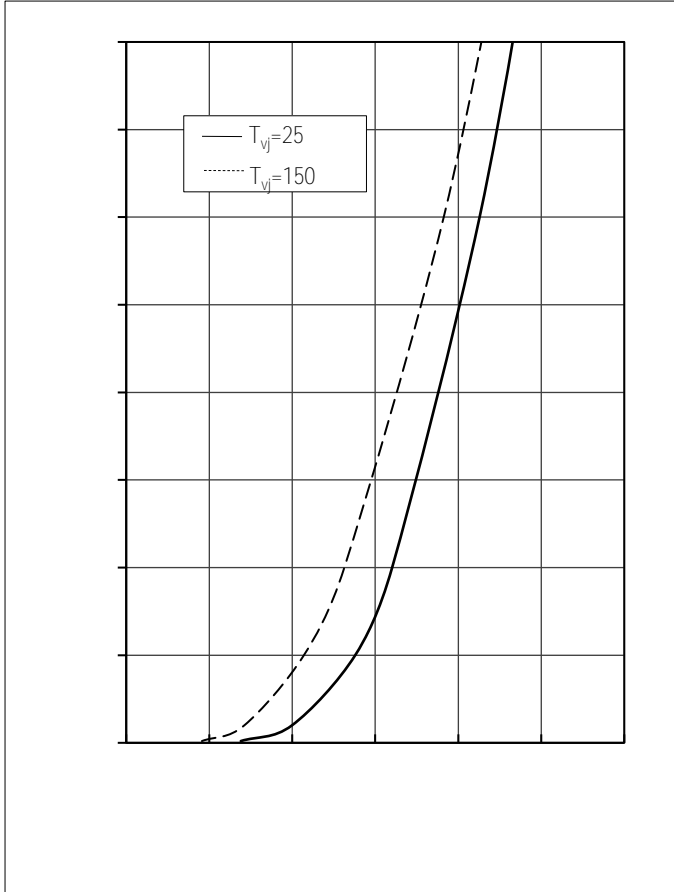
Parameter

Symbol



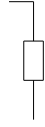








Circuit Diagram



15	16.9
18.8	28.3
30.2	32.1
34	43.6
45.5	47.4
49.3	58.8
60.7	62.6
64.5	66.4
68.3	
79.8	93.1
83.6	96.9

